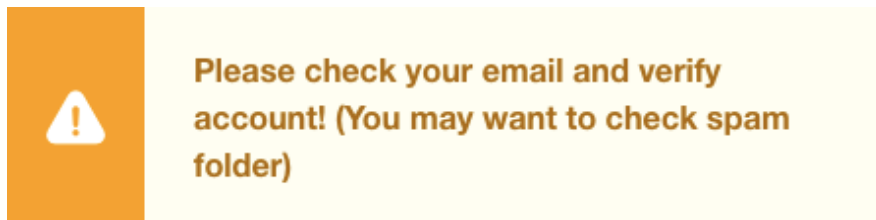


Steps to creating an
Educator Account

Step 1) Choose “Create Educator Account”.

Complete the registration page and click “**Create Account**”.

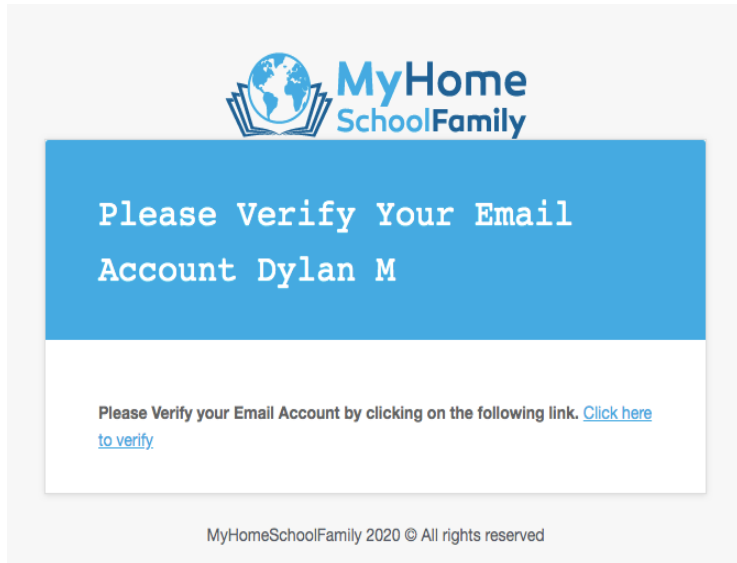
You will get a message to check your email and verify the account.



You will receive *two emails*. (check your spam folder if you are not seeing these emails in your inbox)

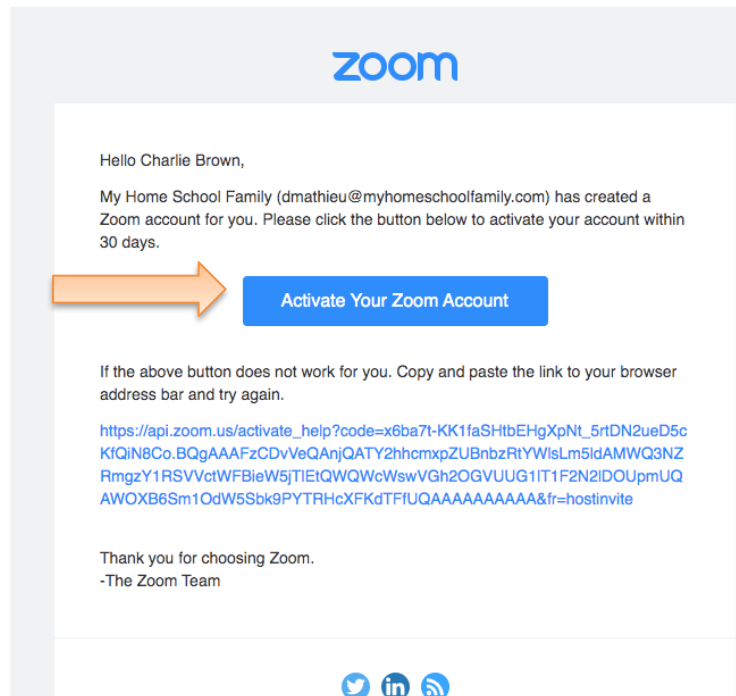
SENDER	SUBJECT	VIEW
• info@MyHomeSchoolFamily.com	Account Verification Charlie Brown	>
• Zoom no-reply@zoom.us	Zoom account invitation	>

Step 2) In [Email 1](#) verify your account:



Step 3) In [Email 2](#) verify your free Zoom account.

Subject: Zoom account invitation



Step 4) Click on the [Activate Your Zoom Account](#) button and login. You now have a personal Zoom identification that automatically links to all the classes & tutoring sessions that you create.

Activate your Zoom Account
Choose the following sign in methods, and use your email address
charlie@go4mail.net to continue

Sign In With Google

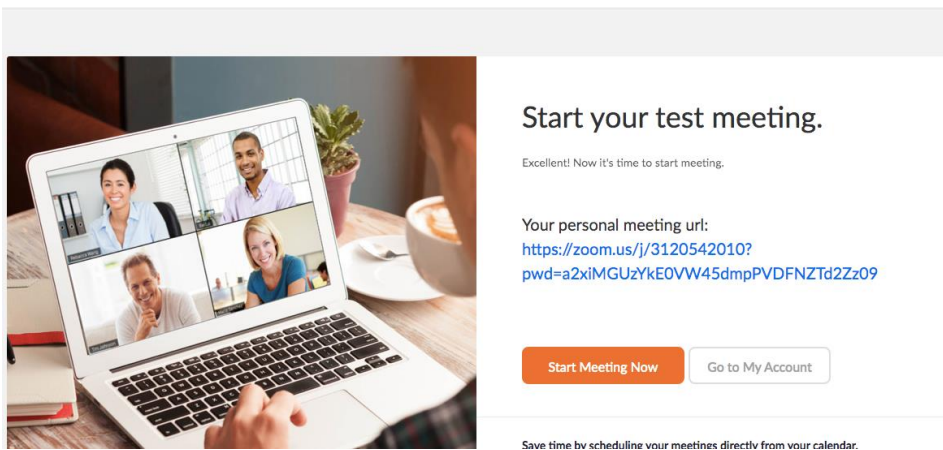
Sign In With Facebook

Or

Sign Up with a Password



Step 5) When you see this screen below, you are **done** and can close out.



Start your test meeting.

Excellent! Now it's time to start meeting.

Your personal meeting url:
[https://zoom.us/j/3120542010?
pwd=a2xiMGUzYkE0VW45dmpPVDFNNTd2Zz09](https://zoom.us/j/3120542010?pwd=a2xiMGUzYkE0VW45dmpPVDFNNTd2Zz09)

[Start Meeting Now](#) [Go to My Account](#)

Save time by scheduling your meetings directly from your calendar.

Step 6) Proceed back to your “My Home School Family” Login screen and enter your newly created **Username** and **Password**.

Sign In

✓

Account verified Successfully! Please Login to proceed!

Remember Me[Forgot Password?](#)

LOG IN

Your educator account is almost complete! A MHSF representative will be contacting you within 48 hours via email to go over all necessary security documents. Until then, you have full access to the entire website except for publishing any classes.

If you are eager to begin creating classes or tutoring sessions, you do have the ability to create classes and save them as “Drafts”. When you are fully activated, you can publish those classes and they will be live for students to view and enroll.

Your "Educator" dashboard



Hi, Charlie

Educator

0 (0 Ratings)

Go To Seller Account

Add A New Class

Hold tight, your account is almost there. We are just waiting for your background check to finalize. We will contact you via email when you have been activated.

Dashboard

My Profile

My Classes

My Earnings

Withdraw Earnings

Student Queries

Zoom Classes

My Students

Account Settings

Dashboard

Log Out

Total Students

0

Total Classes

0

Total Earnings

\$0.00

Enjoy your new community here at



MyHome SchoolFamily